

REV.	DESCRIPTION	DATE	DRAFTER	APPROVER
A1	DWG.REL	2020.5.30	ZHANG	JIN

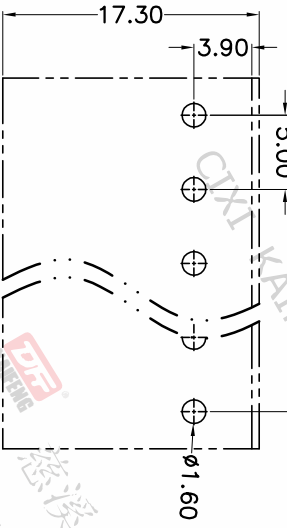
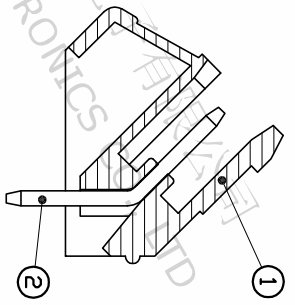
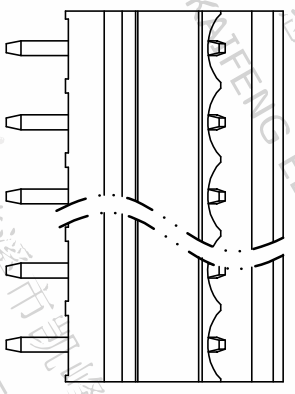
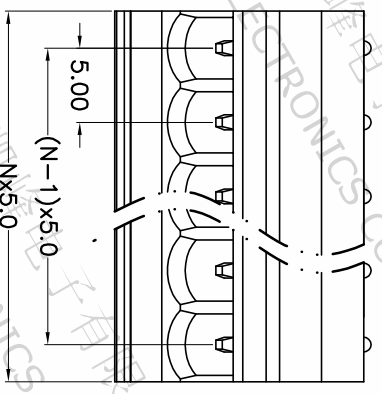
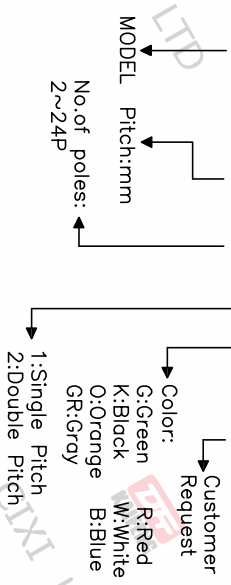
- Material  
 @Housing : PA66, UL94V-0  
 @Pin header : Copper alloy, Tin plated

- Electrical  
 UL EIC  
 Rated voltage : 300V 320V  
 Rated current : 15A 20A  
 Contact resistance : 20mΩ(Max)

- Mechanical  
 Operating temperature: -40°C~+105°C  
 Soldering temperature: 250°C±5/5sec  
 Insulation resistance: 500MΩ/DC500V  
 Withstanding Voltage : AC2000V/1min

- RoHS compliance

HOW TO ORDER  
 KF2EDGL-5.0-XXP-1 X-XXXXX



P.C.B LAYOUT

Pitch range	Nominal dimension range	0.1/10
>0	>30	0.1/10
~6	~>100	0.1/10
~10	~>150	0.1/10
~24	~>100	0.1/10
~30	~>100	0.1/10
~60	~>100	0.1/10
~100	~>100	0.1/10
~150	~>100	0.1/10
±0.15	±0.30	±2'
±0.20	±0.30	±2'
±0.30	±0.50	±2'
±0.70	±1.00	±2'
±1.30	±1.30	±2'

DRAWING TYPE	CUSTOMER DRAWING
SCALE	1:1
SHEET	1 OF 1
DRAWING NO.	W10000502

PROJECTION	UNIT	TITLE
1st Angle	mm	KF2EDGL-5.0-XXP-1X
SHEET SIZE	A4	SERIES KF2EDGL

**DF** 慈溪市凯峰电子有限公司  
 CIXI KAIFENG ELECTRONICS CO.,LTD