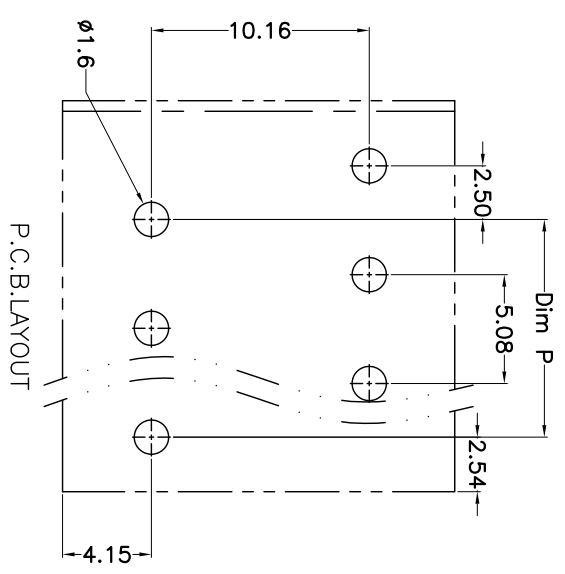
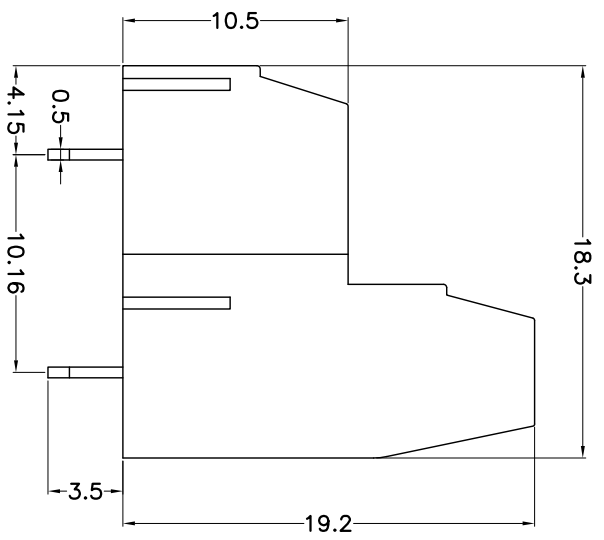
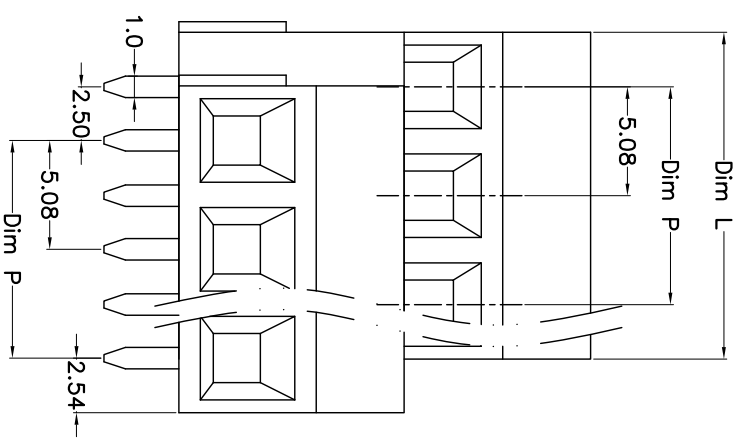


REV.	DESCRIPTION	DATE	DRAWN	APPROVED
A1	DWG.REL	2016/10/7	FANG	YANG



N=Number of Poles
 Dim P=(N-1)x5.08
 Dim L=Nx5.08

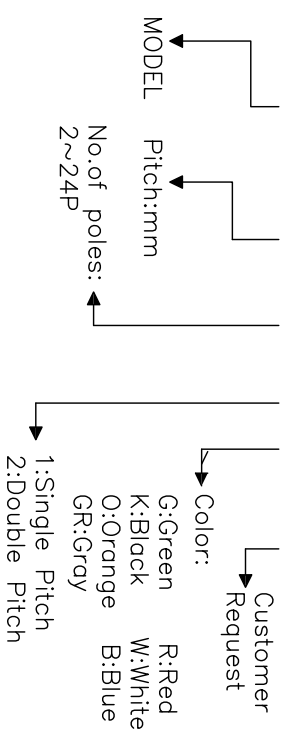
Poles	Dim P	Dim L
2-6P	±0.10	±0.15
7-12P	±0.20	±0.20
13-18P	±0.25	±0.30
19-24P	±0.30	±0.40

- Material
 Screws : M2.5 steel, Zinc plated, “—” slot type
 Clamp : Brass, Ni plated
 Pin header : Brass, Tin plated
 Housing : PA66, UL94V-0

- Electrical UL IEC
 Rated voltage : 300V 250V
 Rated current : 12A 15A
 Insulation resistance: 500MΩ/DC500V
 Withstanding Voltage : AC2000V/1min
 Wire range: 26-14AWG 2.5mm²

- Mechanical
 Operating temperature:-40°C~+105°C
 Soldering temperature:250°C±5/5sec
 Torque: 0.4N.m (3.54lb.in)
 Strip length: 5-6mm

HOW TO ORDER
 KF127DG-5.08-XXP-1 X-XXXXX



GENERAL TOLERANCE	ANGLE TOLERANCE
X. ±0.5 .X ±0.3 .XX ±0.1	X°. ±5° .X°. ±3° .XX°. ±1°
DRAWING TYPE CUSTOMER	SHEET 1 OF 1
SCALE 1:1	DRAWING NO. XP0012016-XXXX

PROJECTION	TITLE
UNITS mm	KF127DG-5.08-XXP
SHEET SIZE A4	SERIES KF127DG

DF 慈溪市凯峰电子有限公司
 KAIFENG ELECTRONIC CIXI KAIFENG ELECTRONIC CO.,LTD