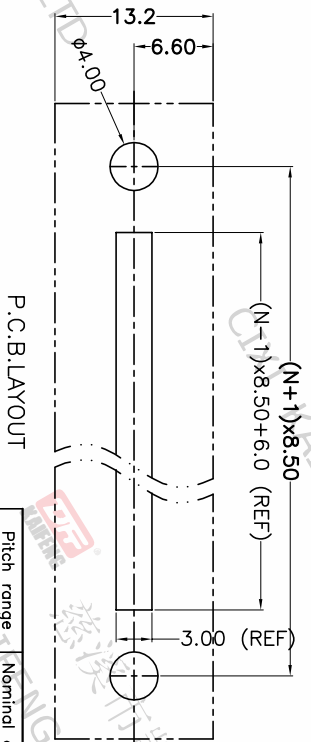
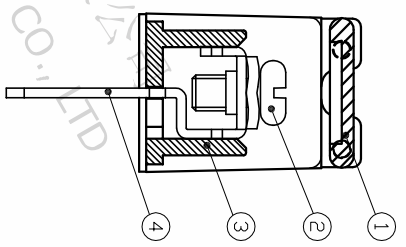
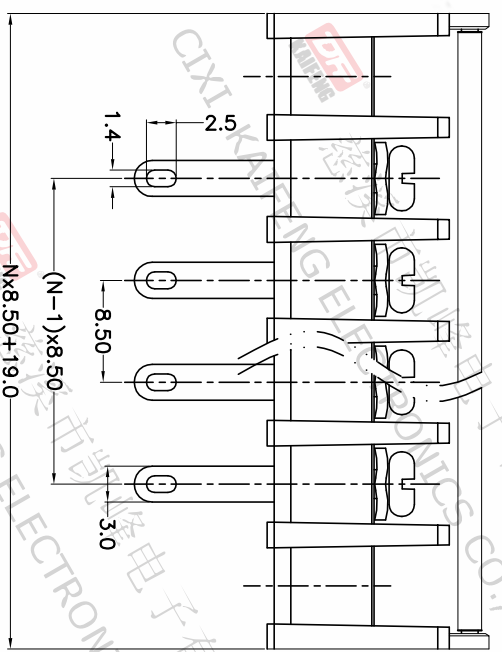
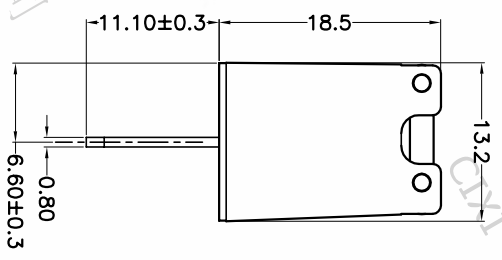



REV.	DESCRIPTION	DATE	DRAFTER	APPROVER
A1	DWG.REL	2020.05.21	LIUZH	JIN



P.C.B. LAYOUT

Pitch range	Nominal dimension range	PROJECTION
>0	>30	0.1/10
>6	>60	0.1/10
>10	>100	0.1/10
~6	~100	0.1/10
~10	~150	0.1/10
~24	~150	0.1/10
±0.15	±0.30	±2°
±0.20	±0.30	±2°
±0.30	±0.50	±2°
±0.50	±0.70	±2°
±1.00	±1.30	±2°

DRAWING TYPE	CUSTOMER DRAWING
SCALE	1:1
SHEET	1 OF 1
DRAWING NO.	W12000682

• Material

- ①Cover : PC
- ②Screws : M3.0 steel, Ni plated
- ③Housing : PA66,UL94V-0
- ④Terminal : Brass, Tin plated

• Electrical

- UL IEC
- Rated voltage : 500V 450V
- Rated current : 20A 24A
- Contact resistance : 20mΩ(Max)
- Insulation resistance : 500MΩ/DC500V
- Withstanding Voltage : AC2000V/1min
- Wire range : 22-12AWG 2.5mm²

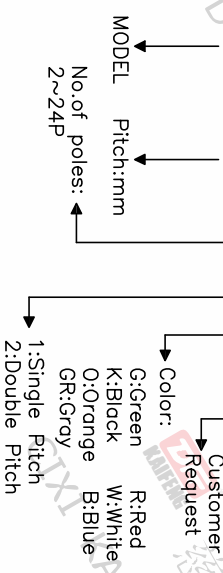
• Mechanical

- Operating temperature: -40°C ~ +105°C
- Soldering temperature: 250°C ±5 / 5sec
- Torque: 0.5N.m (4.43lb.in)

• RoHS compliance

HOW TO ORDER

KE-35HM-8.5-XXP-1 X-XXXXX



PROJECTION	UNIT	TITLE
mm	A4	KE-35HM-8.5-XXP-1X
SHEET SIZE	A4	SERIES KE-35HM

DF 慈溪市凯峰电子有限公司
CIXI KAIFENG ELECTRONICS CO.,LTD