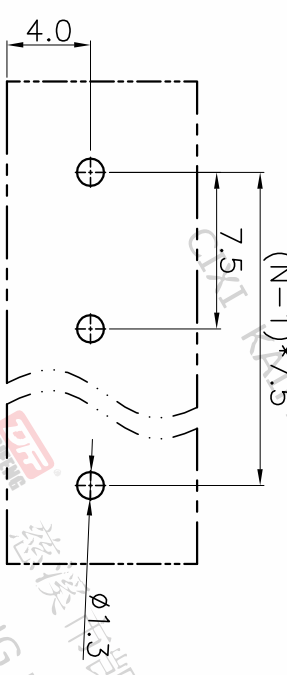
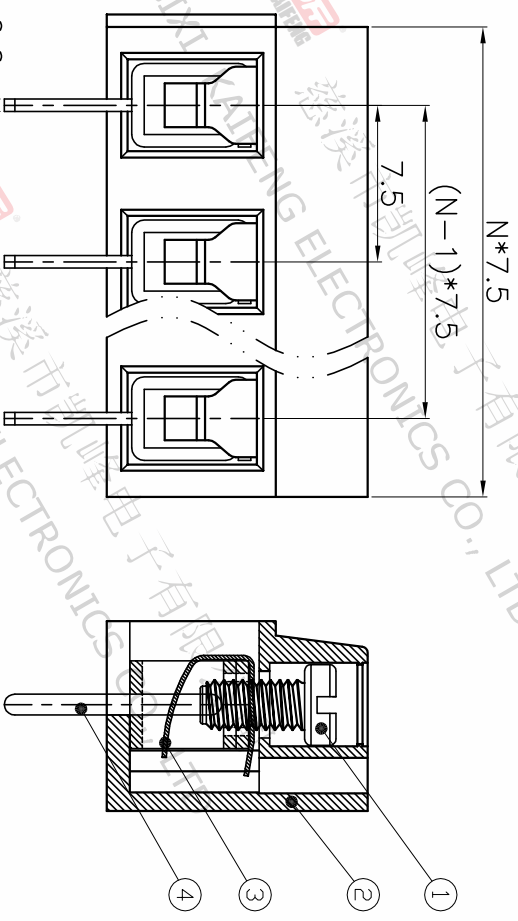
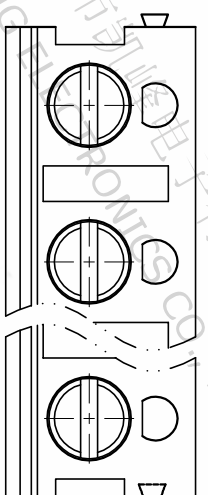


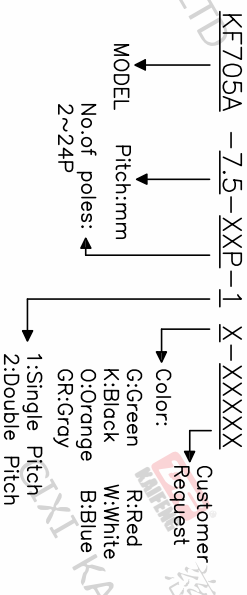
REV.	DESCRIPTION	DATE	DRAFTER	APPROVER
A1	DWG.REL	2020.05.18	DENG	JIN



P.C.B.LAYOUT

- Material
 ØScrews : M2.5 steel, Zinc plated,
 - slot type
 ØHousing : PA66, UL94V-0
 ØReed : Copper alloy, Ni plated
 or stainless steel
 ØPin header : Copper alloy, Tin plated
- Electrical
 UL IEC
 Rated voltage : 300V 450V
 Rated current : 12A 24A
 Contact resistance : 20mΩ(Max)
 Insulation resistance : 500MΩ/DC500V
 Withstanding Voltage : AC2500V/1min
 Wire range : 22-14AWG 2.5mm²
- Mechanical
 Operating temperature: -30°C~+120°C
 Soldering temperature: 250°C±5/5sec
 Torque: 0.4N.m (3.54lb.in)
 Strip length: 4.5-5mm
- RoHS compliance

HOW TO ORDER



Pitch range	Nominal dimension range	PROJECTION	UNIT
>0	>0	0.1/10	mm
~6	~30		
~10	~60		
~24	~100		
±0.15	±0.30		
±0.20	±0.30		
±0.30	±0.50		
±0.70	±1.00		
±1.30	±1.30		
±2*			

DF 慈溪市凯峰电子有限公司
CIXI KAIFENG ELECTRONICS CO.,LTD

DRAWING TYPE: CUSTOMER DRAWING
 SCALE: 1:1 SHEET: 1 OF 1
 DRAWING NO.: W15000302

TITLE: KF705A-7.5-XXP-1X
 SERIES: KF705
 SHEET SIZE: A4